



## T8 TUBE LIGHTS : GLASS : SINGLE & DOUBLE ENDED

### DESCRIPTION

With ultimate installation flexibility, single- and double-ended LED T8 tube lights are an optimal choice when upgrading from fluorescent to LED. Simple modifications on install allow for years of efficient, maintenance-free, low-cost operation.

### FEATURES

- Replaces 4' F32T8 (32W, 30W, 28W, 25W) lamps
- Flexible design allows for single-end or double-end operation on 120-277V
- Operates with both shunted and non-shunted lamp holders; see installation instructions for additional information
- Instantaneous full light output upon power-up
- Frosted glass lens reduces visual glare
- Suitable for use in totally enclosed fixtures

### WARRANTY

- 5 year limited warranty; see eiko.com for warranty details

### APPLICATIONS

- Highbays
- Troffers
- Industrial Strips
- Cove Lighting
- Warehouses
- Stairwells
- Cold Storage



<b>PERFORMANCE</b>	Bare Lamp Wattage	10.5W	12.5W	15W
	Lumens	1,700	1,800	2,200
	Efficacy (LPW)	162	144	147
	CRI		80+	
	Beam		160°	
	CCT		3500K, 4000K, 5000K	
	Life (L70)		50,000 hours	
<b>ELECTRICAL</b>	Power Factor		≥0.9	
	THD		<20%	
	Input Voltage		120-277V	
<b>CONSTRUCTION</b>	Operating Temperature		-4°F to 113°F (-20°C to 45°C)	
	Base		G13	
<b>LISTINGS</b>	Certification(s)	DesignLights Consortium® Qualified; cULus Listed; FCC		
	Material Usage	RoHS Compliant; no mercury or lead		
	Environment	UL Listed for damp locations		

# PERFORMANCE SUMMARY


Order Code	Item #	Length	Lumens	Nominal Watts	Volts Ballast Dependent	Emergency Ballast Compatible	CCT	CRI	Glass Tube	Beam	Life/Hours	DLC
10956	LED10.5WT8/48/835-DBL-G9D	4'	1,700	10.5W	120-277V	✓	3500K	80+	Frosted	160°	50K	✓
10957	LED10.5WT8/48/840-DBL-G9D	4'	1,700	10.5W	120-277V	✓	4000K	80+	Frosted	160°	50K	✓
10958	LED10.5WT8/48/850-DBL-G9D	4'	1,700	10.5W	120-277V	✓	5000K	80+	Frosted	160°	50K	✓
10959	LED12.5WT8/48/835-DBL-G9D	4'	1,800	12.5W	120-277V	✓	3500K	80+	Frosted	160°	50K	✓
10960	LED12.5WT8/48/840-DBL-G9D	4'	1,800	12.5W	120-277V	✓	4000K	80+	Frosted	160°	50K	✓
10961	LED12.5WT8/48/850-DBL-G9D	4'	1,800	12.5W	120-277V	✓	5000K	80+	Frosted	160°	50K	✓
10962	LED15WT8/48/835-DBL-G9D	4'	2,200	15W	120-277V	✓	3500K	80+	Frosted	160°	50K	✓
10963	LED15WT8/48/840-DBL-G9D	4'	2,200	15W	120-277V	✓	4000K	80+	Frosted	160°	50K	✓
10964	LED15WT8/48/850-DBL-G9D	4'	2,200	15W	120-277V	✓	5000K	80+	Frosted	160°	50K	✓

NOTE: Use order code when ordering. ✓DesignLights Consortium® Qualified

## WIRING DIAGRAMS

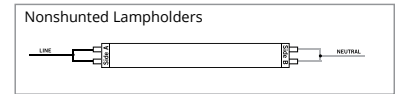

### SINGLE-ENDED

#### Single Lamp Installation

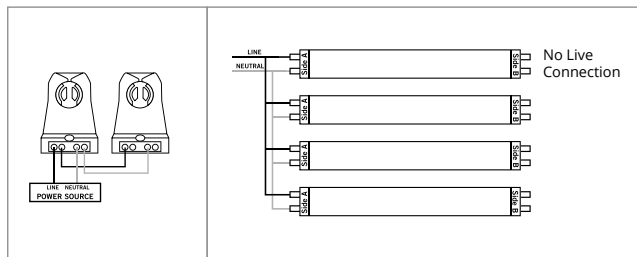


### DOUBLE-ENDED

#### Single Lamp Installation



#### Multiple Lamp Installation



#### Multiple Lamp Installation

